

# SOUTH AUSTRALIA



## our impact

# 2024

### SOUTH AUSTRALIA

### AUSTRALIA

#### 1 Responses by counsellors

8,943; 7%

133,386

#### 2 Counselling sessions

4,419

74,660

#### 3 Contacts outside regular working hours

4,451

92,677

#### 4 Crisis/Safety interventions

355

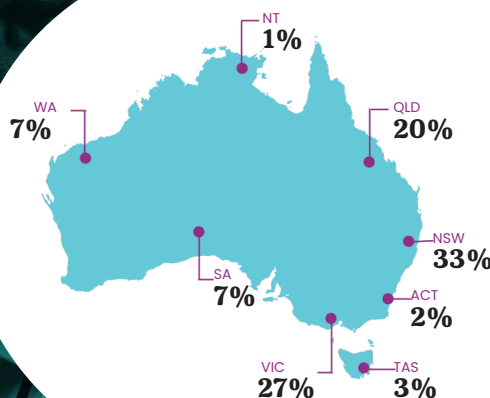
4,632

#### 5 Students in Kids Helpline @ School sessions

5,736

167,187

### locality



SA AUS

#### Major Cities



#### Inner Regional




#### Outer Regional Remote



# Kids Helpline's impact in South Australia

## top concerns for young people

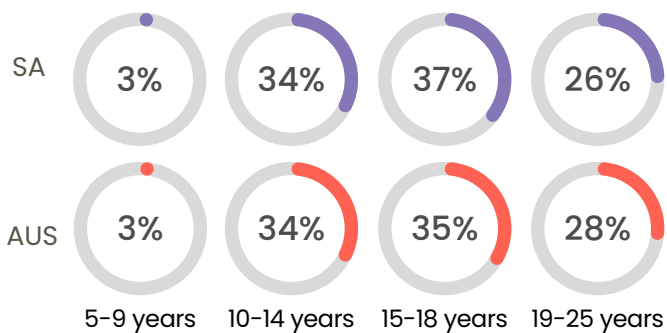


## top crisis response contacts

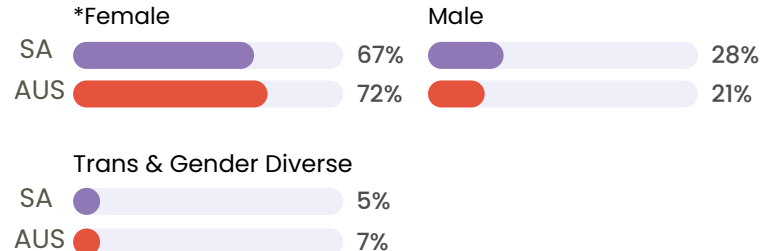


Crisis responses includes contacts where counsellors engage with external services (e.g. police, ambulance, domestic and family services, homeless shelters etc.) to assist young people who have experienced harm or who they believe are at risk of harm.

## ages of young people we helped

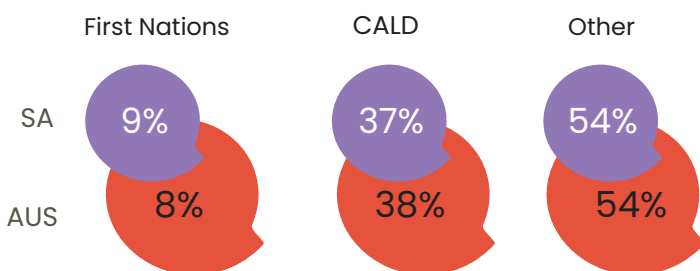


## gender identification



\*It should be noted that Kids Helpline data strongly indicates that females are more likely to reach out for help and this may not necessarily reflect that more females are experiencing crisis.

## cultural background



## how young people reach out

